



BULUT CORNER SOFA

TECHNICALS PECIFICATIONS

Norde

Designed by
Norde Design Studio

INTERIOR STRUCTURE BEECH WOOD AND STEEL AND MDF WITH ZIGZAG BOW

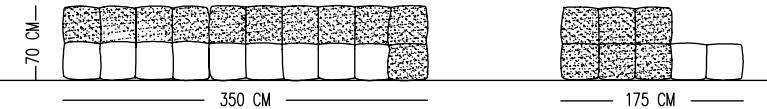
STRUCTURE PADDING HR FOAM

SEAT CUSHION HR FOAM

BACK BACK CUSHION 100% DOWN/FEATHERS

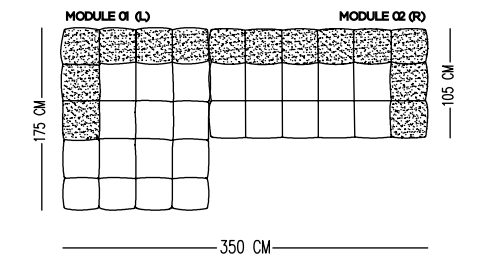
UPHOLSTERY LOOSE

MAINTENANCE ALL DECORATIVE CUSHIONS ARE GOOSE DOWN AND SILICON MIX, QUANTITY AND DIMENSIONS ARE AS PER TECHNICAL DRAWINGS..STANDART WITH 2 CUSHIONS 60*60, 2 CUSHIONS 45*45,1 CUSHIONS 35*55.
We recommend shaking and flufing-up the cushions regularly to maintain the shape.
This should be done after removing the cushions from the structure for improved air circulation.
For maintenance of fabric and leather, please contact your retailer



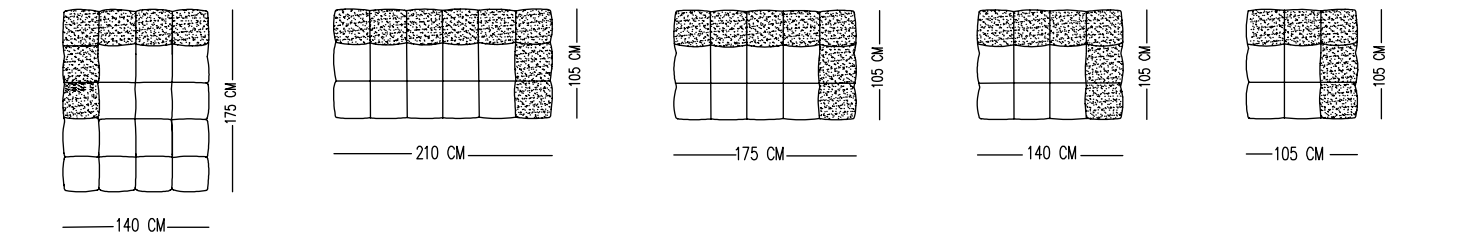
STANDARDS

CORNER SOFA - 350 CM

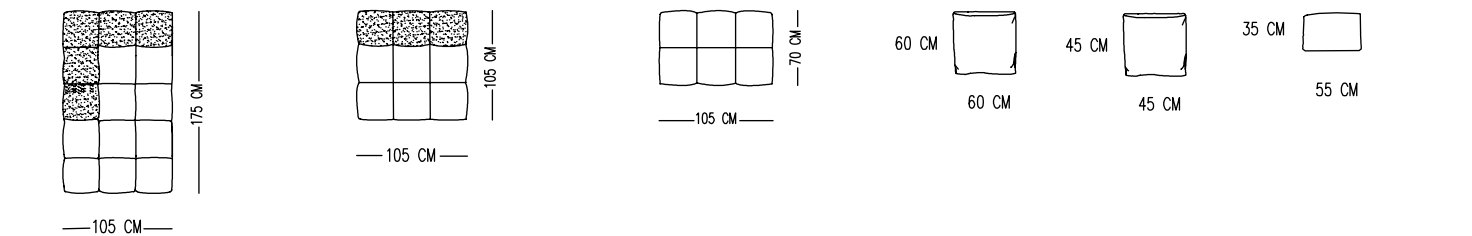


MODULES

MODULE 01 (L-R) MODULE 02 (L-R) MODULE 03 (L-R) MODULE 04 (L-R) MODULE 05 (L-R)



MODULE 08 (L-R) MODULE 06 MODULE 07 (P) CUSHION 01 CUSHION 02 CUSHION 03



Catalog product-fabric

N-A16/Teddy
46860

Alternative fabric
Linen teddy,Suede,Linen and Boucle

Catalog product-Legs

Hidden Leg